

Specification RHD_v20

HEAVY DUTY YARDMASTER® SOLIDS PUMP

- 150mm inlet, 100mm outlet
- Up to 80 litres per second
- Heavy duty direct coupled
- Non-clog impeller
- Wide clearances - no abrasive rubbing
- Long wearing housing
- Substantial bearings
- Designed and manufactured in New Zealand for New Zealand conditions

Ideal for...

sewerage, abattoir products, quarry dewatering, coal slurries and industrial applications

NOTE: Full modification options available for specific requirements

Applications & Case Studies



“ One of the most difficult problems put to Reid & Harrison was to shift chicken waste from a nearby chicken abattoir. The waste, to be pumped by a Yardmaster pump, included chicken feathers, feet, offal and reject whole birds. The problem was solved by the heavy duty Yardmaster with a 150mm inlet delivering through a 100mm outlet hose. The solids were screened off and the water recycled on a daily basis. This difficult pumping operation requires negligible maintenance and blockages are very rare. This chicken pumping exercise is testimony to the diverse use Yardmaster pumps have been put through over the years. ”

CS_CHI01
Heavy Duty pumps in chicken abattoir



Product Codes

DESCRIPTION

HEAVY DUTY SOLIDS PUMP

Yardmaster heavy duty pump with motor; RH7A, 15hp 1400rpm
Yardmaster heavy duty pump with motor; RH7A 1.2m long, 15hp 1400rpm
Yardmaster heavy duty pump with motor; RH7A 1.8m long, 15hp 1400rpm

CODE

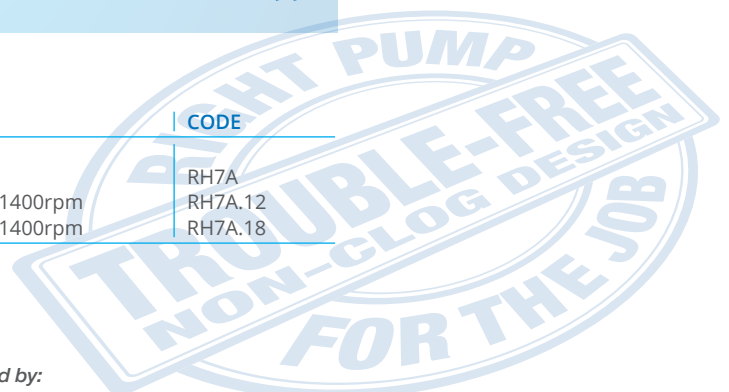
RH7A
RH7A.12
RH7A.18

Specifications are subject to change without notice

REID & HARRISON®
Yardmaster®

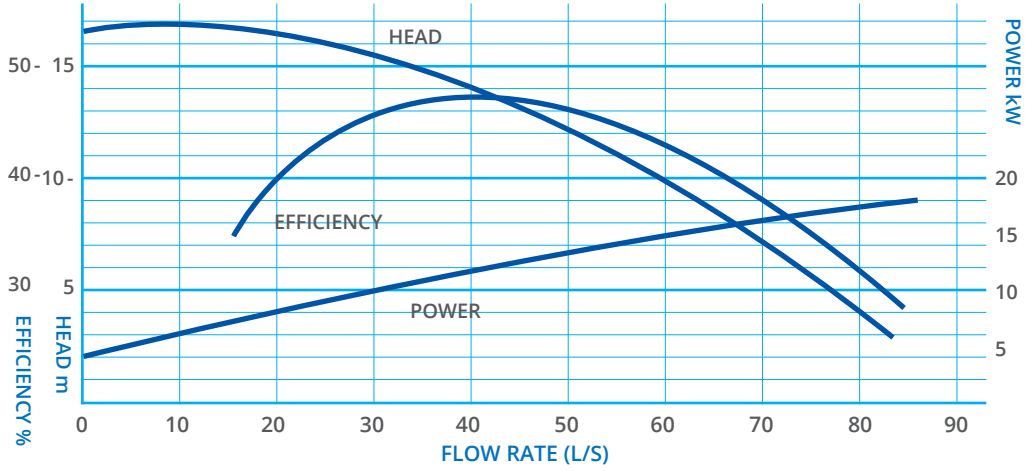
Designed & Manufactured by:
REID & HARRISON (1980) Ltd
1 Waihou St, PO Box 254, Matamata 3440, New Zealand
Ph: 07 888 8224 Email: martin@yardmaster.co.nz

www.yardmaster.co.nz

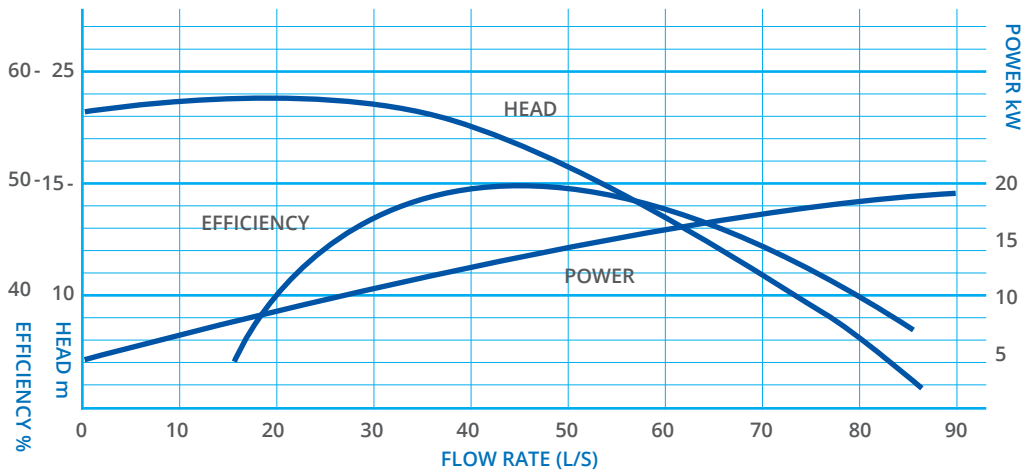


Performance Curves

RH 7A 15 YARDMASTER PUMP - IMPELLER DIAMETER 229mm x 64mm



RH 7A 20 YARDMASTER PUMP - IMPELLER DIAMETER 229mm x 77mm



RH 7A 40 YARDMASTER PUMP - IMPELLER DIAMETER 260mm x 77mm

